



RADIUS FACE FRAME Concave Order Form

Customer Code: _____

Date: _____

Job Name / PO: _____

Company: _____

City: _____

Contact Name: _____ Phone: _____

Ship to Address: _____

City, State, Zip: _____

Are you going to, or have you placed a corresponding order for a radius face frame? ☐ Yes ☐ No

Face Frame Style Number: 460Z

Door: ☐ Overlay ☐ Flush Inset ☐ Lipped

Material: _____

Size: Products manufactured to actual sizes provided

Standard Inside Detail:

IE000-ST (Pocket Screws)

Standard Outside Detail:

No Lip/ No Detail (OE1)

☐ **QUOTE ONLY!** (Check Box For Quote)

This is page _____ of _____ pages being faxed

Concave Radius:

☐ 12" ☐ 18" ☐ 24" ☐ Custom: _____

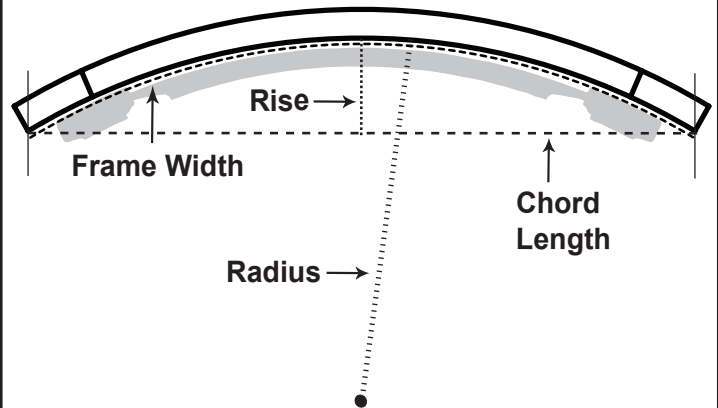
Custom Radius:

For a custom radius, please provide either
1) chord length & rise, OR 2) frame width & radius.

Chord Length: _____ & Rise Length: _____

OR

Radius: _____ & Door Width: _____



Face Frame

Measurements

Qty

Width

Height

Left Stile: _____

Right Stile: _____

Top Rail: _____

Bottom Rail: _____

Special Instructions:

Sq. Ft. Price

Option Charge

Corresponding door Work Order# _____

☐ Confirm face frame opening dimensions, width & height.

Requested Ship Date _____ / _____ / _____

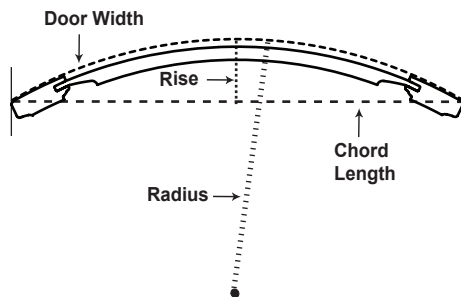

☐ Our Truck ☐ Small Parcel ☐ Freight ☐ Will Call _____

When choosing to purchase with a credit card,
a 2.5% surcharge will apply for each transaction.

Office Use Only

CSR: _____

CONCAVE RADIUS DOORS



Radius Door Pricing & Info:

Radius doors are priced by adding:

- 1) The **regular door (sqft) pricing**
- 2) The **radius door option charge**
- 3) The **set up charge** for non-standard radius doors. There is no set up charge for standard radii of 12", 18", or 24".

For pricing specifics, please reference the Decore-ative Specialties' Wood Pricing Guide or contact Customer Service 800.729.7277

Notes:

Minimum radius for doors = 12"
Maximums vary by door style.

Radius Door Glossary:

When ordering, please refer to the following, as shown in the illustration.

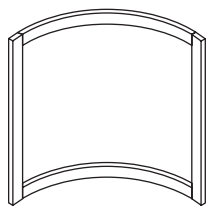
Chord Length: the measurement from one side of the outside back edge of the door to the other.

Rise: the measurement from the center of the back of the door to the center of the chord length.

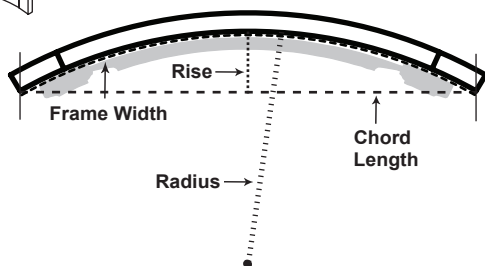
Door Width: the **arc length** along the **back** of the door.

Radius: the distance from the center of the circle to the edge of the back of the door.

CONCAVE RADIUS FACE FRAMES



460Z



Radius Face Frame Pricing & Info:

Pricing is figured by adding:

- 1) The **square footage price** of the whole structure
- 2) The **radius face frame option charge**
- 3) The **set up charge** for non-standard radius face frames. There is no charge for standard radii of 12", 18", or 24". Non-standard radii will incur a set up charge per radius per sales order.

For pricing specifics, please reference the Decore-ative Specialties' Wood Pricing Guide or contact Customer Service 800.729.7277

Radius Face Frame Glossary:

When ordering, please refer to the following, as shown in the illustration.

Chord Length: the measurement from one side of the outside front edge of the face frame to the other.

Rise: the measurement from the center of the front of the frame to the center of the chord length.

Face Frame Width: the **arc length** along the **front** of the face frame.

Radius: the distance from the center of the circle to the edge of the front of the face frame.